

THE PAKUBUWONO HOUSE

INSIDE



RSM NOTE

Warmest Greetings from The Pakubuwono House!

A very warm welcome to The Pakubuwono House Apartment! We value that you have chosen to stay with us and will do our utmost to ensure that your overall experience is most comfortable.

Your personal satisfaction at The Pakubuwono House is our foremost priority. If there is anything we can do to make your stay more enjoyable, do not hesitate to contact our Tenant Relation Officer.

We also thanked for your support as we all start to move toward to the New Normal.

We wish you an enjoyable stay!

Sincerely,

Birgitta Adisty
Residence Service Manager

REGULATION & RULES

8. Plants

8.1 Plants In The Common Area

8.1.1 Residents are not allowed to do any activity that may cause damage or ruin the garden, grass, bushes, and trees.

8.1.2 Residents are not allowed to use Common Area for their own private use.

8.1.3 Damaging the Common Area particularly landscape, plants, grass area and track is strictly prohibited.

Any repair / replacement for the damages will be charged to the Resident concerned.

8.1.4 Private plants are not allowed to be planted in the Common Area particularly in the garden.

8.1.5 Residents are not allowed to store / place any pot of plants of any kind in the Common Area.

8.2 Plants On The Balconies

8.2.1 Residents are not allowed to place excessive plants / pots of plants at their own balconies.

8.2.2 Residents are not allowed to plant any illegal plants.

8.2.3 Residents must always clean their balconies from dead leaves and dispose of them accordingly.

8.2.4 When watering the plants on the balcony, Residents must always take care that excess water does not go to the Units below.



INFORMATION

STORAGE AVAILABLE FOR LEASE

Building Management provide 5 (five) storages in each residential floor. It is available for rent, on a first come first served basis.



Booking in advance is highly recommended, for further assistance and information please contact our Tenant Relation Officer.

SOLIDARITY ACTION BY THE PAKUBUWONO HOUSE

We would like to inform you that we are doing the solidarity action to RW 01 Kelurahan Gunung residents by giving them 75 package of basic food on Monday, 15 June 2020.



"We thanked to everyone who is participating on this action."

ACTIVITIES AT THE PAKUBUWONO HOUSE

FREE ZUMBA CLASS

There is no Zumba Class until further notice

New Normal Phase: 1



Dear Residents and Unit Owners,

Warmest Greetings from The Pakubuwono House!

As we all move toward “New Normal”, starting on July 1, 2020, Building Management will start allowing showing unit and fit out work with some restrictions applied.

Showing Unit Restrictions are:

1. Maximum 3 (three) people including the sales agent(s) in each showing.
2. Must inform management 2 (two) days in advance.
3. Showing by appointments are limited to 3 (three) slot per day.
4. Only 1 (one) visit per day for each sales agent.

Fit Out Restrictions are:

1. Only 4 (four) workers and 1 (one) coordinator can be allowed inside the unit at one time.
2. All registered workers have to pass chargeable Rapid Test that will be executed by management’s medical personnel. If the result is reactive, the related person prohibited to enter the area.
3. Hand sanitizer should always be made available during the fit-out time.
4. Disinfectant spray has to be performed every day before leaving the premise.

At this early phase only these two activities will be allowed, other conditions remaining unchanged as announced earlier. Building Management will continue coordinate with the Board of Tenancy Association (PPRS) to loosen up others procedures gradually with some restrictions still applied.

If you have any questions, please call TRO at Ground Floor. Thank you for your understanding and cooperation. Stay Safe & Stay Healthy!

Best regards,

Building Management



FULLY-FURNISHED UNITS AVAILABLE FOR LEASE

SINCE APRIL 2016
Open Plan, 1-Bedroom, 2-Bedroom



FACILITIES & AMENITIES

Indoor Swimming Pool • Fitness Center • Relaxation Sauna
Children Playground • BBQ Area • Rooftop Garden • Laundry
High Speed Wireless Internet Access • TV Cable/Satellite
24-Hrs Receptionist • 24-Hrs Security
CCTV System • Housekeeping Service • 1 Carpark per Unit
Full Generator Backup • No Smoking Environment




LOCATION



For more information & inquiry:

(021) 2751 3800

Jl. Dwijaya II No. 7, Kebayoran Baru
Jakarta Selatan 12140, Indonesia
E : inquiry@dwijayahouse.com
W : www.dwijayahouse.com

   [dwijayahouse](https://www.dwijayahouse.com)

TIPS & TRICK

“Closet Organizing Ideas”

A clean, organized closet is simply the best. It streamlines your morning routine, and all that extra space gives you an excuse to expand your wardrobe (or at least reimagine it with new combinations now that you can actually see everything clearly). If you want to make the most of your space, try some of these closet organization and storage ideas.

1. Install a Wall Shelf

If you ran out of room in your closet, you can display your prettiest items in your bedroom to double as décor. Add a multi-level wall shelf to make an *étagère*. You can also make more of your wall space by using brackets as an extra place to hang things.



2. Keep It behind Closed Doors

Keeping your wardrobe behind closed doors in the bedroom can make it feel and look a lot more organized. Bonus points for hidden doors that camouflage with the walls.



3. Utilize the Corners

The classic shades balance the more glamorous elements of the space. And while the large windows let the natural light pour in, that means there's less useable wall space, so every inch is precious. The built-in benches features storage underneath and the custom corner shelves provide home for bags.



4. Try a Clothing Rack

Whether your tiny closet is already packed to the brim or you don't even have a closet in your bedroom to begin with, a freestanding clothing rack will be a good solution. Besides, having it out in the open will force you to keep your clothes nice and organized instead of in an avalanche pile in the closet.



5. Hang Your Purses

Shower hooks are perfect for hanging purse in your closet on the hanger rod. Even better? This method will ensure handles don't get misshapen.



6. Add a Bar

Doubling up your closet space is as easy as hanging up another bar. Choose a system that also includes hooks for maximum versatility.




7. Create a Jewelry Wall

Prevent your jewelry from getting tangled by building custom organization systems. In this closet, you can hang them on the wall or keep them on a tray on one of the shelves.




8. Use Wasted Wall Space

Instead of hanging scarves, belts and other accessories on hangers and taking up valuable rod space, try this trick. Attach a towel bar to unused wall space to create a personalized display of your collection.



9. Use Built-Ins

You may have room to store your clothes and shoes, but what about your accessories? Built-in drawers are perfect for storing sunglasses, jewelry, and scarves.



“Making Chopped Salad”

Salad is also usually served at dinner party. This salad recipe below is using the homemade Italian dressing recipe. The flavor is zesty and bright, full of garlic, white wine vinegar, and balanced with a touch of maple syrup, dried basil, thyme, and oregano bring in a nearthy flair.

Other than the dressing this chopped salad is just a matter of well chopping up all the ingredients! Here the chosen ingredients that vibe on an Italian chopped salad:

Crunchy veggies : shallot, cucumber, and cherry tomatoes

Jarred pepperoncini : add a tang and a little heat

Green olives : add just the right salty hit

Making homemade salad dressing is the key to a great chopped salad. Here are a few tips to make a creamy emulsion where the oil and vinegar incorporate perfectly:

Whisk by hand with a large whisk

Use a medium-sized bowl to allow for enough movement of the whisk

Add the olive oil little by little. Add it tablespoon by tablespoon and whisk in between until the oil fully incorporates

Ingredients:

1 recipe homemade Italian Dressing

1 Romaine heart (3 cups)

5 cups leafy lettuce

1 large shallot

1 English cucumber (2 cups chopped)

½ cup cherry tomatoes

½ cup ripe green olives, halved

½ cup jarred sliced pepperoncini

¼ cup Parmesan shavings or shred, plus more to serve

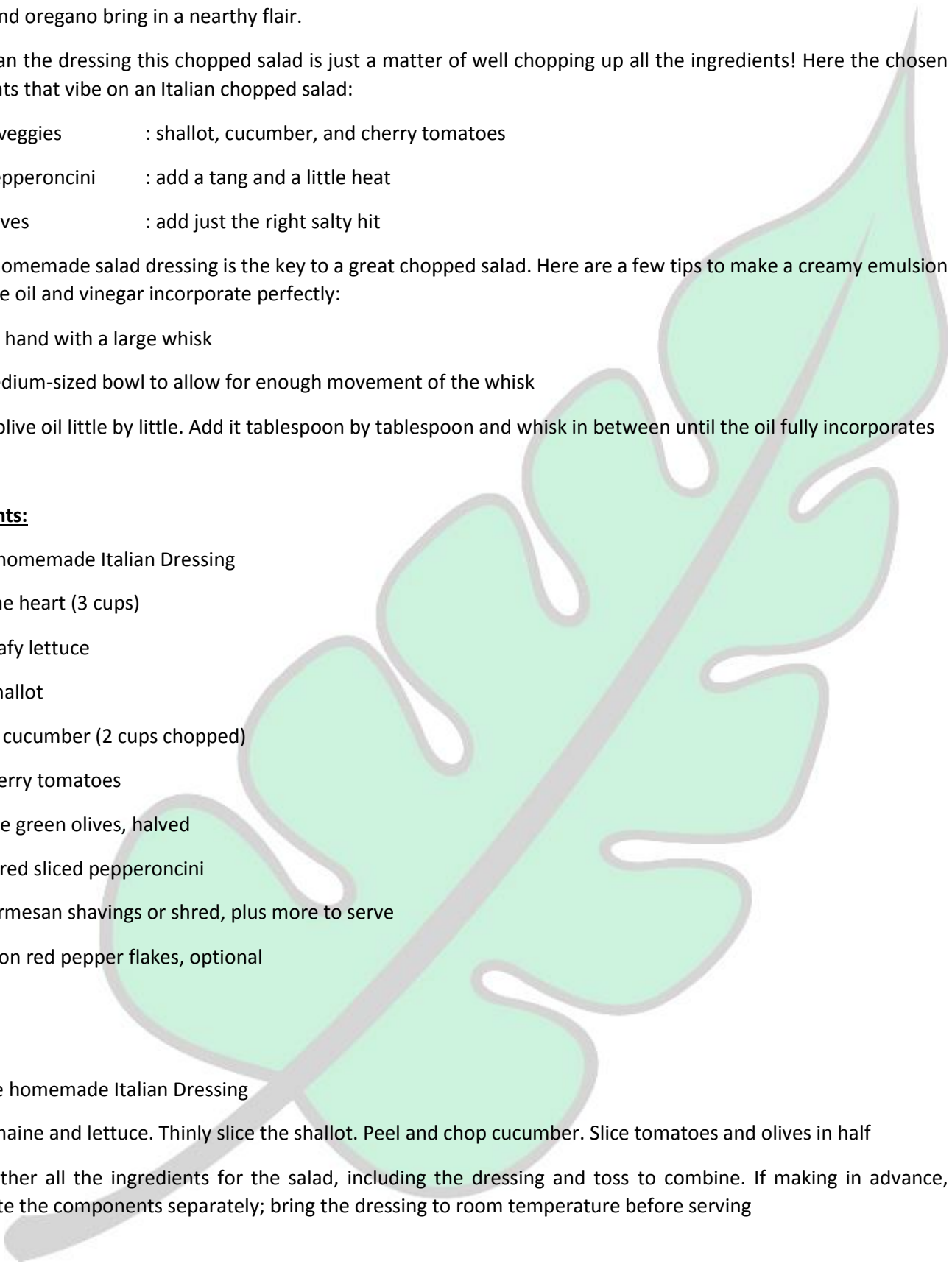
¼ teaspoon red pepper flakes, optional

Method:

Make the homemade Italian Dressing

Chop romaine and lettuce. Thinly slice the shallot. Peel and chop cucumber. Slice tomatoes and olives in half

Mix together all the ingredients for the salad, including the dressing and toss to combine. If making in advance, refrigerate the components separately; bring the dressing to room temperature before serving



Turn chopped salad into a main dish

This chopped salad is so tasty. You'll want to make it for every meal. To mix it up a bit, you could turn it into a main dish salad by:

Add protein like hard boiled eggs, seared ahi tuna, or chopped chicken

Serve with a side like cornbread or artisan bread



DID YOU KNOW ?

International Chess Day

The International Chess Day is celebrated annually on July 20, the day the International Chess Federation (FIDE) was founded, in 1924. The idea to celebrate this day as the international chess day was proposed by UNESCO, and it has been celebrated as such since 1966, after it was established by FIDE. FIDE, which has 181 chess federations as its members, organizes chess events and competitions around the world on this day.

As recently as 2013, the International Chess Day was celebrated in 178 countries, according to FIDE President Kirsan Ilyumzhinov. On December 12, 2019, the UN General Assembly unanimously approved a resolution recognizing the day.

The day is celebrated by many of the 605 million regular chess players around the world. A 2012 Yougov poll showed that “a surprisingly stable 70% of the adult population has played chess at some point during their lives”. This number holds a t approximately the same level in countries as diverse as the US, UK, Germany, Russia, and India.



National Children's Day

Children's Day is an event held on different dates in various places around the world. International Children's Day is celebrated every June 1 and Universal Children's Day is celebrated every November 20.

Other countries celebrate Children's Day on another date. This celebration aims to respect the rights of children throughout the world.

In Indonesia, National Children's Day is celebrated every July 23 in accordance with the Presidential Decree of the Republic of Indonesia Number 44 of 1984 dated July, 1984.



THE PAKUBUWONO HOUSE

Sales & Leasing Office

Jl. Bumi No.15, Kebayoran Baru
Jakarta Selatan 12120
T +6221 725 9988
inquiry@pakubuwono6.com
www.pakubuwono6.com

Building Management

Jl. Pakubuwono VI No. 70, Kebayoran
Baru, Jakarta Selatan 12120
T +6221 2277 7000
bm@pakubuwonohouse.com
www.pakubuwonohouse.com